

NRSE Series
SMD Shielded Tiny Power Inductor
Size 4015

CHARACTERISTICS

-
-

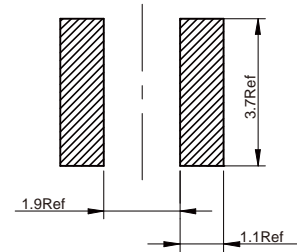
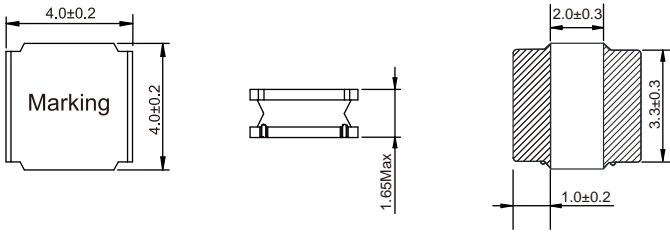
APPLICATION

-
-



Dimensions: [mm]

Land Pattern: [mm]



Electrical Properties:

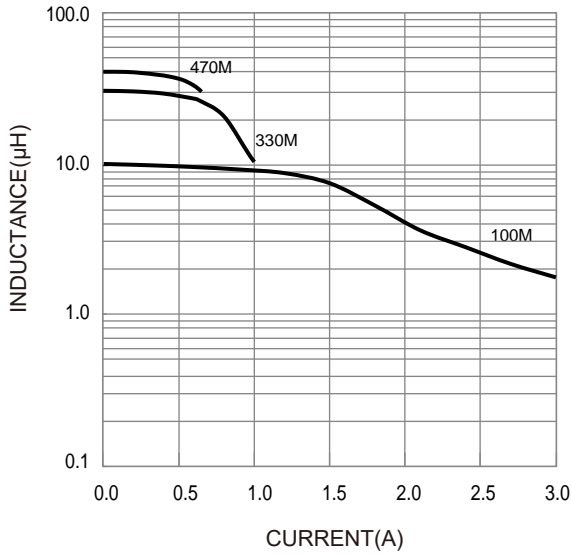
°C

°C

°C

Typical Electrical Characteristics:

Inductance VS. Current Characteristics:



Temperature Rise VS. Current Characteristics:

