

SMD Multilayer Inductor

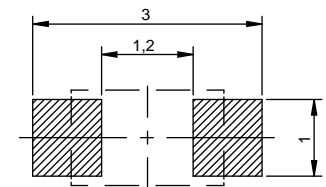
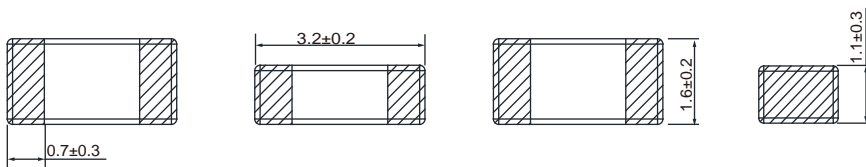
Size 1206



-
-
-
-
-
-

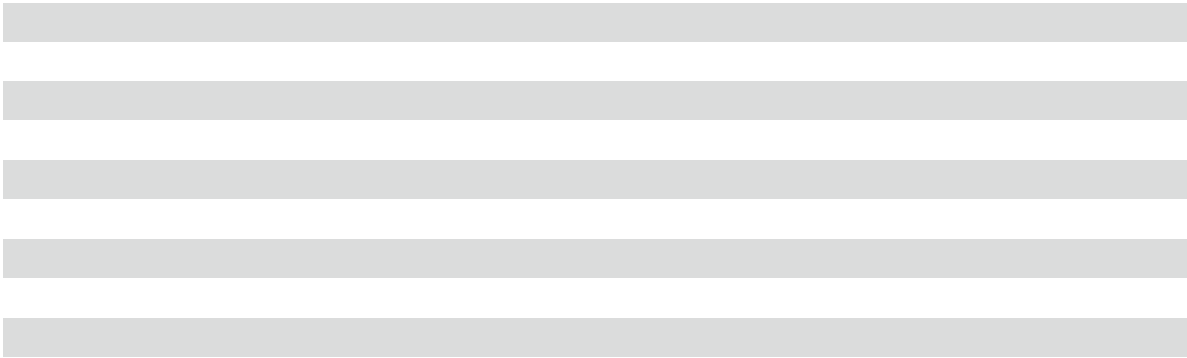
Dimensions: [mm]

Land Pattern: [mm]



Electrical Properties:

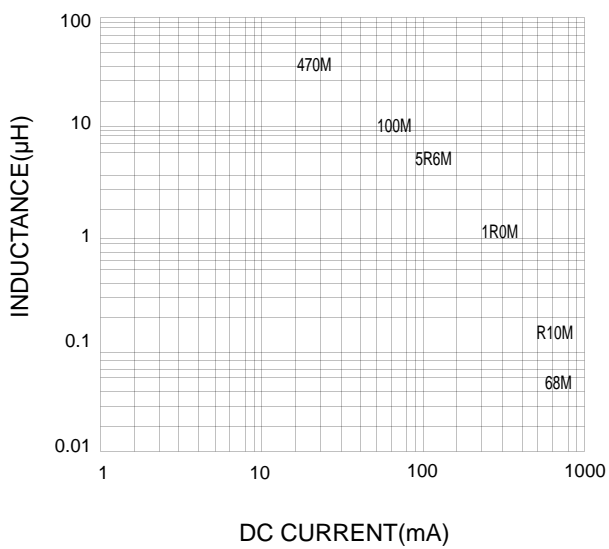
Part No	Inductance	Tolerance	Q Min.	Test Frequency	SRF Min.	DCR Max.	Temperature Rise Current Max.
		±					
		±					
		±			255		
		±		25			
		±		25			
		±		25			
		±		25			
		±		25			
		±		25	145		
		±	25	25			
		±	25	25	125		
		±	25	25	115		
		±	25	25			
		±	25	25			
		±	45				
		±	45				



1

Typical Electrical Characteristics:

Inductance VS. DC Current Characteristics:



Impedance VS. Frequency Characteristics:

