

# MDTA Series

## Flat Wire Molded Inductor

### Size 1030



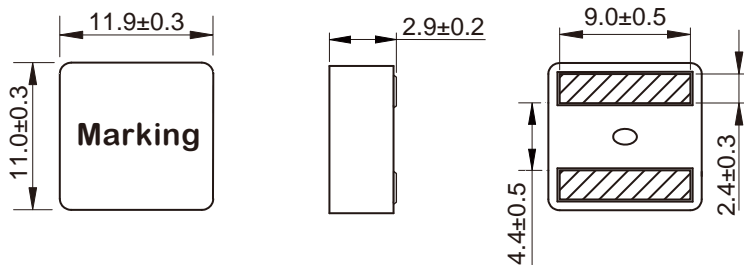
#### FEATURES

- Flat wire coil for low copper losses
- 
- 
- High current capacity
- AE
- 
- 

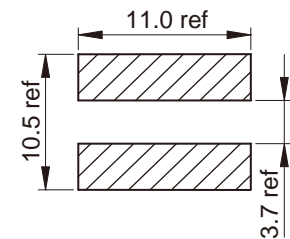
#### APPLICATION

- Noise suppressors for motor wipers / power seats/
- 
- 

#### Dimensions: [mm]



#### Land Pattern: [mm]

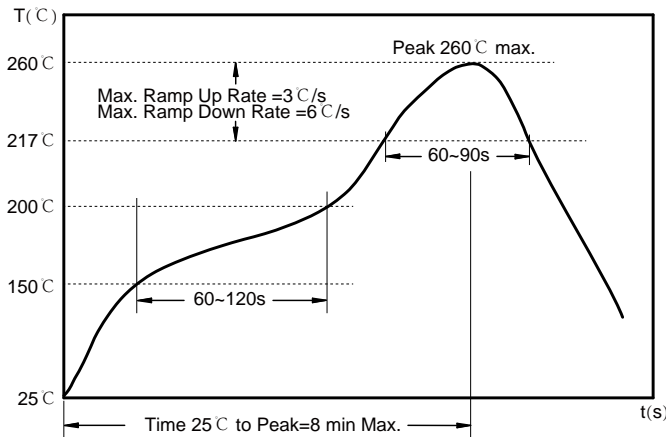


#### Electrical Properties:

MDTA1030-R28M	0.28	±20%	65.0	25.5	35.0	1.60
MDTA1030-R56M	0.56	±20%	44.0	23.0	32.0	2.75
MDTA1030-R82M	0.82	±20%	38.0	18.0	25.0	4.10
MDTA1030-1R0M	1.00	±20%	35.0	16.0	23.0	4.95
MDTA1030-1R5M	1.50	±20%	30.0	12.0	18.0	6.60

Saturation Current will cause L to drop approximately 30%  
 Temperature Rise Current that causes the specified temperature rise from 25°C ambient.

## Soldering Reflow:



Preheat condition: 150 ~200 °C / 60~120 sec.

Allowed time above 217 °C : 60~90 sec.

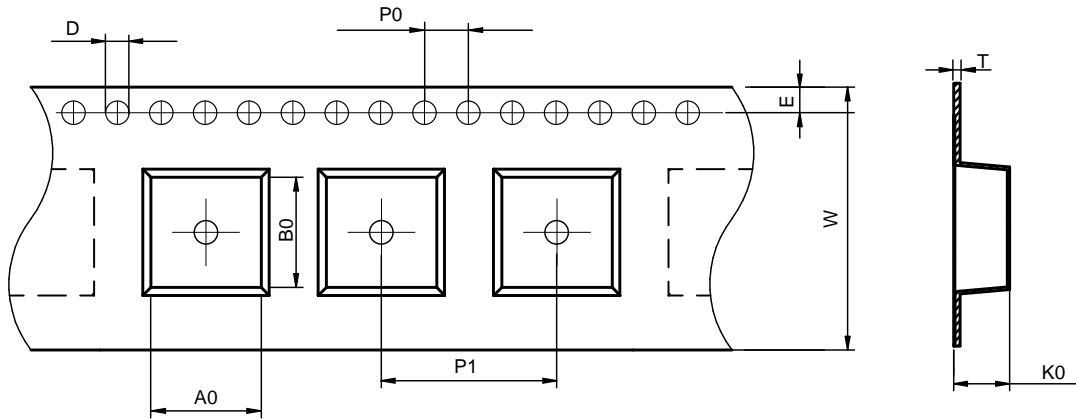
Max temperature: 260 °C .

Max time at max temperature: 10 sec.

Allowed Reflow time: 2x max.

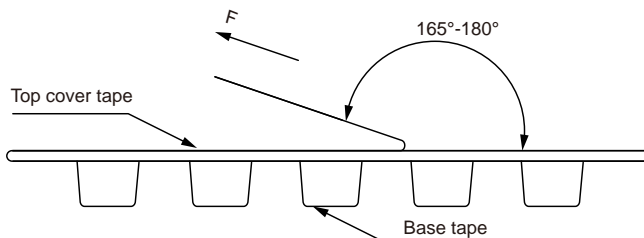
## Packaging Information:

### Tape Dimension :



Series	A0 (mm)	B0 (mm)	D (mm)	P0 (mm)	P1 (mm)	W (mm)	K0 (mm)	E (mm)	T (mm)
MDTA1030	12.4± 0.1	11.5± 0.1	1.5± 0.1	4.0± 0.1	16.0± 0.1	24.0± 0.3	3.3± 0.1	1.75± 0.1	0.40± 0.05

### Peel force of top cover tape:

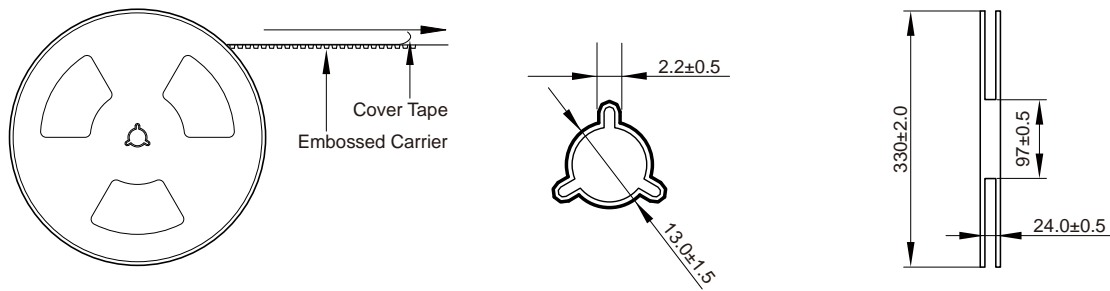


The peel force of top cover tape shall be between 0.1 to 1.3 N

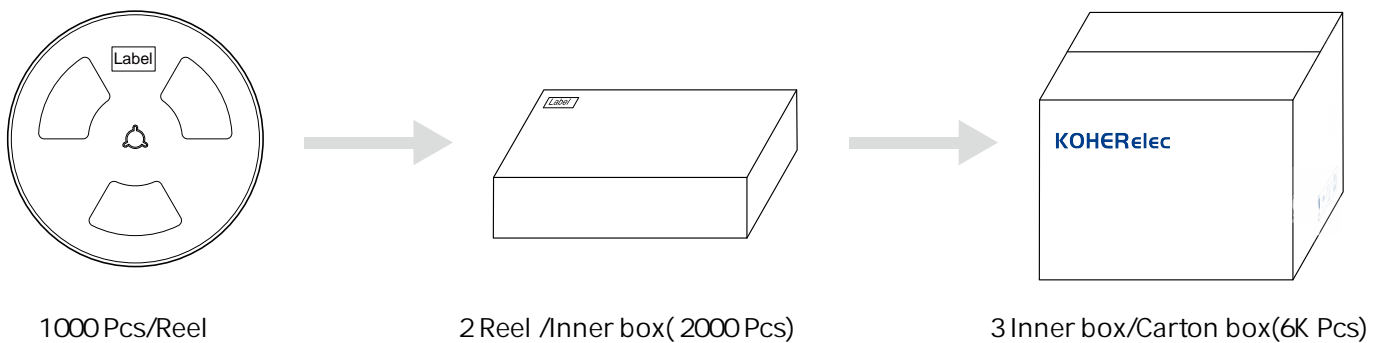
### Product Marking:

Marking	Printing Inductance)
---------	----------------------

## Reel Dimension: [mm]



## Packaging Quantity:



## Cautions and Warnings:

### Storage Conditions:

- The storage period is within 12 months after the completion of production. Be sure to follow the storage conditions (temperature: -5 to 35°C, humidity: 75% RH Max). If the storage period elapses, the soldering of the terminal electrodes may deteriorate. The warranty period is one year.
- Product should not be exposed to environment with high temperature, high humidity, dust, corrosive gas and etc.
- Products should be handled with care to avoid damage or contamination from perspiration and skin oils.
- Please always handle products carefully to prevent any damage caused by dropping down or inappropriate removing.

### Operation Instructions:

- Self heating (temperature increase) occurs when the power is turned ON, so the tolerance should be sufficient for the set thermal design.
- Before soldering, be sure to preheat components. The preheating temperature should be set so that the temperature difference between the solder temperature and chip temperature does not exceed 150°C.
- Soldering corrections after mounting should be within the range of the conditions determined in the specifications. If overheated, a short circuit, performance deterioration, or lifespan shortening may occur.
- Generally, Koher might not be familiar with either customer's specific application or actual requests as customer does. As a result customer shall be responsible for checking and confirming whether Koher product with the performance described in the product specification is suitable for using in customer's particular application or not.