

MDE Series
Molding Power Inductors
Size 1240

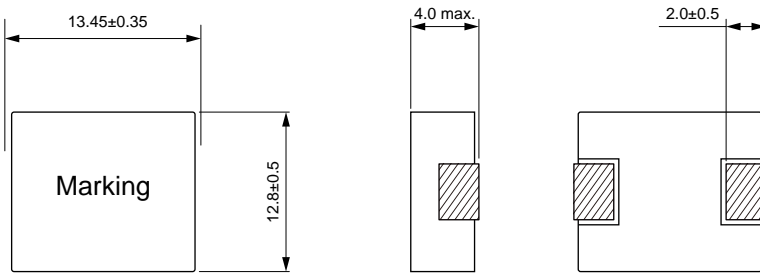
FEATURES

-
-
- °C
-
-
-
-
-

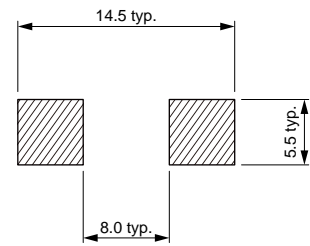
APPLICATION

-
-
-
-
-
-
-

Dimensions: [mm]



Land Pattern: [mm]

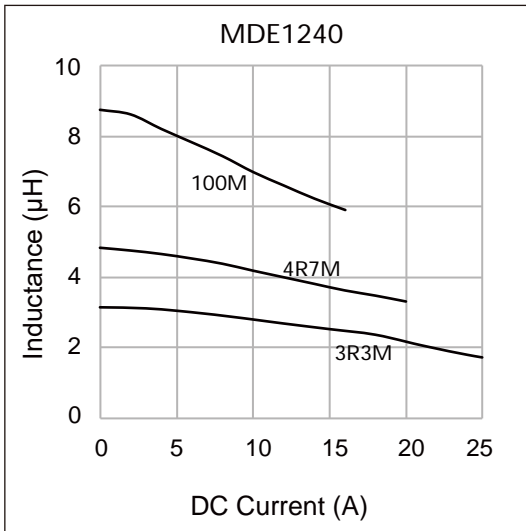


Electrical Properties:

Tolerance	DC Resistance Max.	Current Typ. (A)	Temperature Rise Current Typ. (A)(A)
-----------	--------------------	------------------	--------------------------------------

Typical Electrical Characteristics:

Inductance vs DC Current Characteristics:



Temperature Rise vs DC Current Characteristics:

