

# MD Series

## SMD Low Profile High Current Molded Inductor

### Size 1360



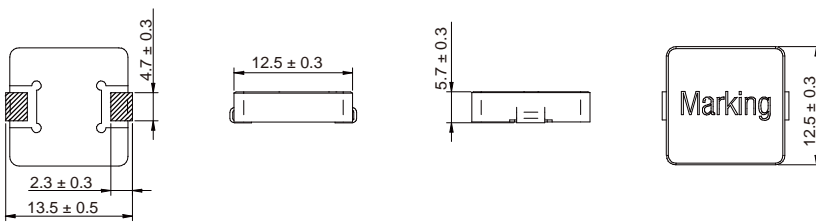
#### CHARACTERISTICS

- 
- 
- 
- 

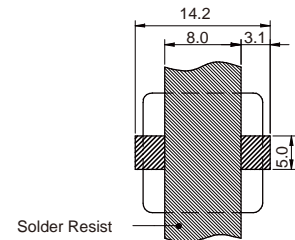
#### APPLICATION

- 
- 

Dimensions: [mm]




Land Pattern: [mm]



Electrical Properties:

Part No	Inductance (μH)	Tolerance	Temperature Rise Current Typ. (A)	Satura on current Typ. (A)	DCR Typ. (m )	DCR Max. (m )
				44		
			11			
			11			



Typical Electrical Characteristics:

